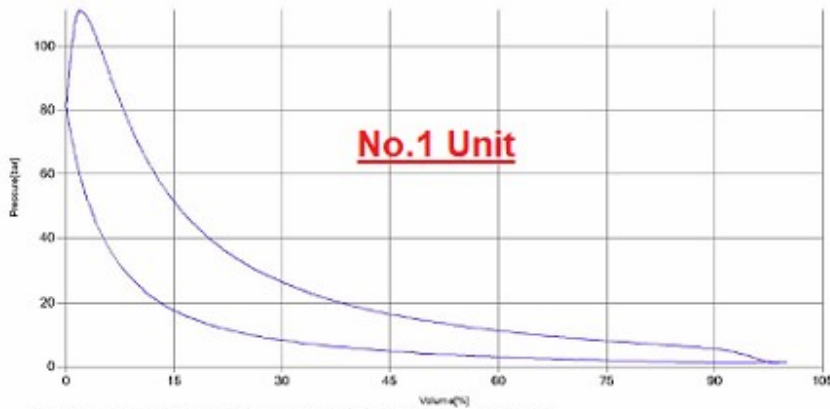


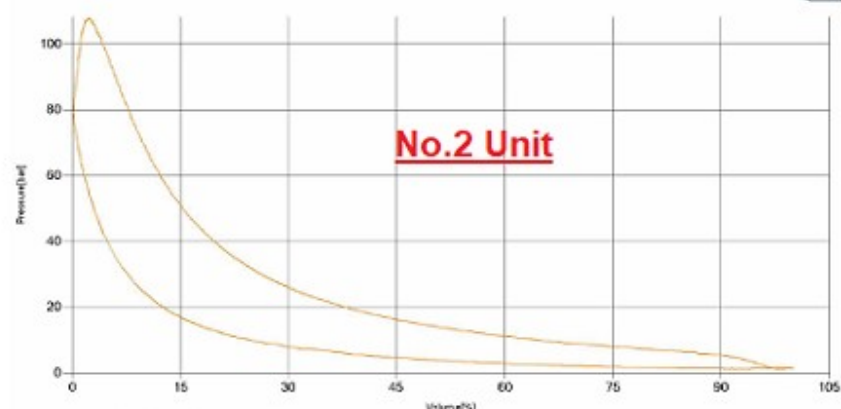
Pressure vs. Volume
Measurement: BITU ATLANTIC >> MAIN ENGINE @ 103.6 RPM >> 2019.01.10T09:25:07Z



No.1 Unit

Measurement: P Ind total: 5595.8 kW (raw values) Type: ECIMS SN: 43896 Sensor: G0915 SR: 43526

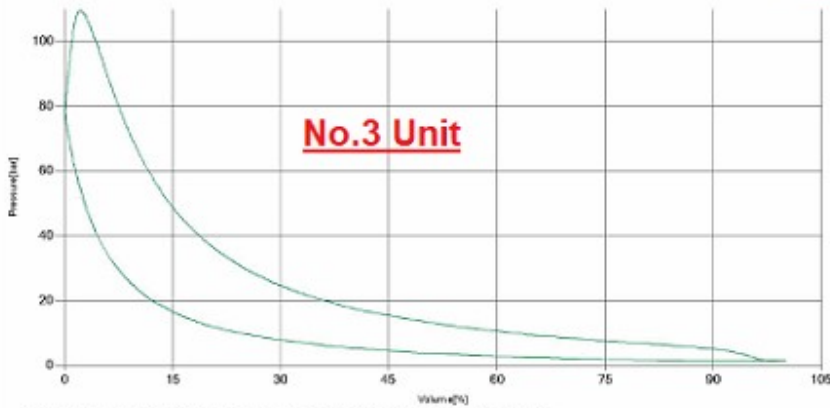
Pressure vs. Volume
Measurement: BITU ATLANTIC >> MAIN ENGINE @ 103.6 RPM >> 2019.01.10T09:25:07Z



No.2 Unit

Measurement: P Ind total: 5995.8 kW (raw values) Type: ECIMS SN: 43896 Sensor: G0915 SR: 43526

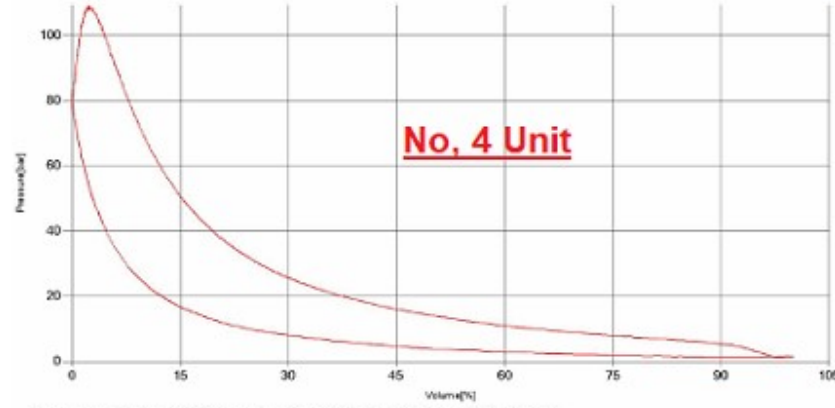
Pressure vs. Volume
Measurement: BITU ATLANTIC >> MAIN ENGINE @ 103.6 RPM >> 2019.01.10T09:25:07Z



No.3 Unit

Measurement: P Ind total: 5995.8 kW (raw values) Type: ECIMS SN: 43896 Sensor: G0915 SR: 43526

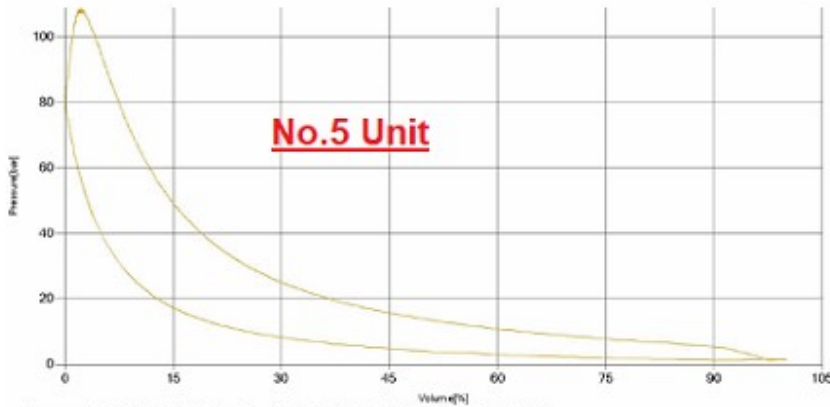
Pressure vs. Volume
Measurement: BITU ATLANTIC >> MAIN ENGINE @ 103.6 RPM >> 2019.01.10T09:25:07Z



No. 4 Unit

Measurement: P Ind total: 5995.8 kW (raw values) Type: ECIMS SN: 43896 Sensor: G0915 SR: 43526

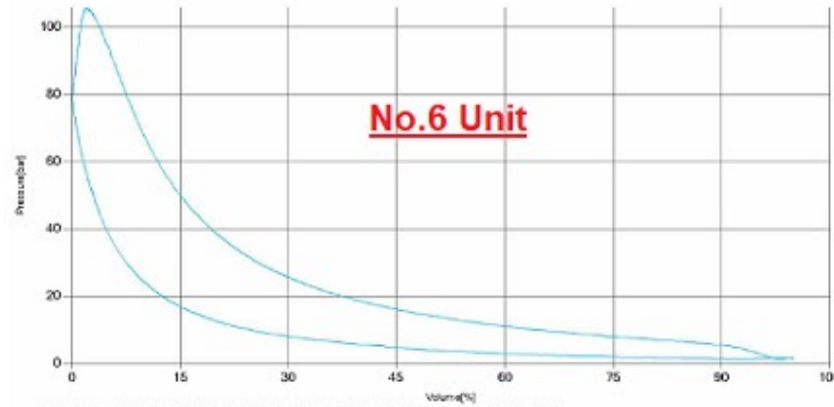
Pressure vs. Volume
Measurement: BITU ATLANTIC >> MAIN ENGINE @ 103.6 RPM >> 2019.01.10T09:25:07Z



No.5 Unit

Measurement: P Ind total: 5995.8 kW (raw values) Type: ECIMS SN: 43896 Sensor: G0915 SR: 43526

Pressure vs. Volume
Measurement: BITU ATLANTIC >> MAIN ENGINE @ 103.6 RPM >> 2019.01.10T09:25:07Z



No.6 Unit

Measurement: P Ind total: 5995.8 kW (raw values) Type: ECIMS SN: 43896 Sensor: G0915 SR: 43526