



# B. 8.0 - MONTHLY DECK ABSTRACT

Date	: 10/08/2018
Page	: 1 of 5
Made by	: QHSE
Approved by	: MD
Rev. No	: 0

VESSEL : BITU ATLANTIC


DATE (dd/mm/yy) : 31.10.2018


M/T: BITU ATLANTIC

MONTH: OCT YEAR: 2018

DATE OF DISPATCH: 31.10.2018

FROM PORT: KEMAMAN

MASTER: CAPT. MARIN PANAIT 

CHIEF OFFICER: GURDAS SINGH 



## B. 8.0 - MONTHLY DECK ABSTRACT

Date	: 10/08/2018
Page	: 2 of 5
Made by	: QHSE
Approved by	: MD
Rev. No	: 0

Date at noon	Voy. No.	COP at	Noon Position		True Course	Obs. Dist. Miles	Avg. Speed Kts.	RPM	Engine Distance Miles	Slip %	St. Time Full Speed		St. Time Red. Speed		Dist. Red. Speed Miles	Engine Stop		Weather		Clock Adv+ Ret	EOP	
			Lat.	Long.							Hrs.	Min	Hrs.	Min		Hrs.	Min	Wind: dir	force			sea
01	01B1		31 59 N	120 49 E																		
02			31 59 N	120 49 E																		
03			31 59 N	120 49 E																		
04			31 59 N	120 49 E																		
05			31 59 N	120 49 E																		
06			31 59 N	120 49 E																		
07			31 59 N	120 49 E																		
08			31 59 N	120 49 E																		
09			31 59 N	120 49 E																		
10			31 59 N	120 49 E																		
11			31 59 N	120 49 E																		
12			31 59 N	120 49 E																		
13			31 59 N	120 49 E																		
14			31 59 N	120 49 E																		
15			31 59 N	120 49 E																		
16			31 59 N	120 49 E																		
17			31 59 N	120 49 E																		
18			31 59 N	120 49 E																		
19			31 59 N	120 49 E																		
20			31 59 N	120 49 E																		
21			31 59 N	120 49 E																		
22			31 59 N	120 49 E																		
23			31 59 N	120 49 E																		
24		1700	31 05 N	122 40 E																		
25			27 05 N	123 11 E	190	269	14.1	93.45	262.5	-2.49	19	00	09	24	116	NA	NA					
26			22 22 N	122 02 E	190	338	15.3	93.89	305.3	-10.69	22	00	00	00	00	NA	NA					
27			17 55 N	118 05 E	219	343	14.2	93.10	330.3	-3.84	24	00	00	00	00	NA	NA					
28			13 37 N	114 00 E	227	346	14.4	93.00	329.9	-4.87	24	00	00	00	00	NA	NA					
29			09 13 N	110 16 E	207	308	12.8	94.31	334.6	7.95	24	00	00	00	00	NA	NA					
30			04 47 N	106 26 E	259	353	14.7	92.33	327.6	-7.76	24	00	00	00	14	NA	NA					
31	01L1		04 15 N	103 28 E		170	14.7	93.99	159.8	6.39	11	30	02	30								2330

To be completed on monthly basis and forwarded by Email & filed on onboard in Bridge 8.00 folder



# B. 8.0 - MONTHLY DECK ABSTRACT

Date : 10/08/2018  
 Page : 3 of 5  
 Made by : QHSE  
 Approved by : MID  
 Rev. No : 0

Monthly / Total Average	212	14	30	11	54	130								
-------------------------	-----	----	----	----	----	-----	--	--	--	--	--	--	--	--


Note: At the end of sea passage, draw a horizontal line and calculate totals and/or averages per passage as required

Hrs.	Mins	PORT			At Berth		
		Manoeuvring	Anchor	Anchor	FWE @	SBE @	FWE-SBE Hrs. Mins
11	54	130	00	00		583	30

Voy No.	Dates	From	To	TOTAL	AVG.	ST.TIME	AVG	SLIP	F.O. CONS.	D.O. CONS.	FOCONS		
				DIST. Miles	SPEED Kts	FULL SPEED Hrs. Mins		%	TotMT	AvgMT		TotMT	AvgMT
B1		24.10.18	31.10.18	2127	14.3	148 30	93.4	-4.28	187.5	30.34	0	0	88.15

RECAP	HOURS	MINUTES
FULL SPEED	148	30
REDUCED SPEED	00	00
MANOEUVERING	11	54
AT ANCHOR	—	—
AT BERTH	583.6	—
CLOCKS ADV / RETD.	NA	NA
TOTAL		
TOTAL HOURS IN MONTH	744	00

To be completed on monthly basis and forwarded by Email & filed on onboard in Bridge 8.00 folder




## B. 8.0 - MONTHLY DECK ABSTRACT

Date : 10/08/2018  
 Page : 4 of 5  
 Made by : QHSE  
 Approved by : MD  
 Rev. No : 0

### LOADING OPERATIONS

VOY. NO.	DATE: from - to	LOAD PORT	CARGO QTY Ship's figures	BL QUANTITY	TOTAL LOAD. TIME		TOTAL LOAD. RATE	BULK LOAD. RATE	REMARKS:
					Hours	Hours			
01L1	31.10.18	KEMAMAN		NA	NA	NA	NA	NA	LOADING IN PROGRESS



## B. 8.0 - MONTHLY DECK ABSTRACT

Date : 10/08/2018  
 Page : 5 of 5  
 Made by : QHSE  
 Approved by : MD  
 Rev. No : 0

### DISCHARGING OPERATIONS

VOY. NO.	DATE: from - to	DISCH. PORT	CARGO GRADE API/ TEMP	CARGO QTY Ship's figures	BL QUANTITY	TOTAL	BULK DISCH.	TOTAL	BULK DISCH.	REMARKS:
						DISCH. TIME Hours	TIME Hours	DISCH. RATE M <sup>3</sup> / Hours	RATE M <sup>3</sup> / Hours	

To be completed on monthly basis and forwarded by Email & filed on onboard in Bridge 8.00 folder