



Maritec Tanker Management Private Limited

Incident Reports Details

Ship File No : N/A
Office File No : N/A
Form No : N/A
Issue : N/A
Revision : N/A
Rev Date : N/A

Vessel : Asphalt Teranga	Defect ID : 195	NCR # : 37/2023	Is NCR ? : Yes
--------------------------	-----------------	-----------------	----------------

Defect Details

During PSC inspection on 29.09.2023

The ship's crew couldn't provide evidence for the operation of the UMS system for several days in August.

Requisition Code :

Categories

Primary :	Incident	Inspector - Internal :		Vessel Dept :	Deck
Secondary :	Miscommunication	Inspector External :		Office Dept :	Safety
		Inspection Date :			

Applicable Dates

Date Raised : 29-Sep-2023	ETC : 30-Sep-2023	Date Completed : 30-Sep-2023
---------------------------	-------------------	------------------------------

Other Details

Priority : Normal	Assigned By : Vessel	Verified By :
Display in Daily Meeting? : No	SFI :	Verified On :

Causes

PSC inspector in doubt

Corrective Action

Evidence of UMS system showed in Engine Log Book

Preventive Action

Log entries to be checked and verified by HOD.

Applicable Tags

Follow Up

On	By	Follow Up	
----	----	-----------	--

Before & After Pictures

Before	After
--------	-------

12:00 damaged
13:00 repaired
18:00 UNM

REVISIONS	CONSUMPTION OF FUEL OIL BY MAIN ENGINES					WEATHER AND REMARKS
	Rev.	Time	Rate	Quantity	Remarks	
4. 10.0	08:00	0.2	0.2	18	20	12.00 DAMAGED OUT
4. 10.0	08:00	0.2	0.2	18	20	13.00 REPAIRED ground and tested, strength found to good scales
4. 10.0	08:00	0.2	0.2	18	20	18.00 MARKED
4. 10.0	08:00	0.2	0.2	18	20	19.00 UNMARKED
4. 10.0	08:00	0.2	0.2	18	20	20.00 UNMARKED
4. 10.0	08:00	0.2	0.2	18	20	21.00 UNMARKED
4. 10.0	08:00	0.2	0.2	18	20	22.00 UNMARKED
4. 10.0	08:00	0.2	0.2	18	20	23.00 UNMARKED
4. 10.0	08:00	0.2	0.2	18	20	24.00 UNMARKED
4. 10.0	08:00	0.2	0.2	18	20	25.00 UNMARKED
4. 10.0	08:00	0.2	0.2	18	20	26.00 UNMARKED
4. 10.0	08:00	0.2	0.2	18	20	27.00 UNMARKED
4. 10.0	08:00	0.2	0.2	18	20	28.00 UNMARKED
4. 10.0	08:00	0.2	0.2	18	20	29.00 UNMARKED
4. 10.0	08:00	0.2	0.2	18	20	30.00 UNMARKED

12.00 DAMAGED
13.00 REPAIRED
18.00 UNM


INDICATOR CARDS TAKEN THIS DAY AT			
CYLINDER	MEAN PRESSURE		L.H.P.
	Bar	Psi	
1	10.5	2	
2	10.5	2	
3	10.5	194	
4	10.5	194	
5	10.5	200	
6	10.5	254	
7	10.5	65	

CONSUMPTION OF FUEL OIL BY MAIN ENGINES			
CONSUMPTION OF FUEL OIL BY MAIN ENGINES	0	0	0
CONSUMPTION OF FUEL OIL BY AUXILIARY MACHINERY	0	0	0
TOTAL	0	0	0
FUEL OIL PER LAST ACCOUNT	240	125	
FUEL OIL RECEIVED AT			
FUEL OIL USED NOON TO NOON			3
FUEL OIL REMAINING	240	120	

OILS REMAINING ON BOARD						
	100% Oil	50% Oil	25% Oil	Other Fuel	Paraffin	Solar
TOTAL	2100	1000	2130	1454		
EXPENDED						
REMAINING	2100	1000	2130	1454		

Chief Engineer
Noon AUGUST 24, 2023

Notification

 File Not Uploaded

12:00 damaged
13:00 repaired
18:00 UNM

REVISIONS	CONSUMPTION OF FUEL OIL BY MAIN ENGINES					WEATHER AND REMARKS
	Rev.	Time	Rate	Quantity	Remarks	
4. 10.0	08:00	0.2	0.2	18	20	12.00 DAMAGED OUT
4. 10.0	08:00	0.2	0.2	18	20	13.00 REPAIRED ground and tested, strength found to good scales
4. 10.0	08:00	0.2	0.2	18	20	18.00 MARKED
4. 10.0	08:00	0.2	0.2	18	20	19.00 UNMARKED
4. 10.0	08:00	0.2	0.2	18	20	20.00 UNMARKED
4. 10.0	08:00	0.2	0.2	18	20	21.00 UNMARKED
4. 10.0	08:00	0.2	0.2	18	20	22.00 UNMARKED
4. 10.0	08:00	0.2	0.2	18	20	23.00 UNMARKED
4. 10.0	08:00	0.2	0.2	18	20	24.00 UNMARKED
4. 10.0	08:00	0.2	0.2	18	20	25.00 UNMARKED
4. 10.0	08:00	0.2	0.2	18	20	26.00 UNMARKED
4. 10.0	08:00	0.2	0.2	18	20	27.00 UNMARKED
4. 10.0	08:00	0.2	0.2	18	20	28.00 UNMARKED
4. 10.0	08:00	0.2	0.2	18	20	29.00 UNMARKED
4. 10.0	08:00	0.2	0.2	18	20	30.00 UNMARKED

12.00 DAMAGED
13.00 REPAIRED
18.00 UNM


INDICATOR CARDS TAKEN THIS DAY AT			
CYLINDER	MEAN PRESSURE		L.H.P.
	Bar	Psi	
1	10.5	2	
2	10.5	2	
3	10.5	194	
4	10.5	194	
5	10.5	200	
6	10.5	254	
7	10.5	65	

CONSUMPTION OF FUEL OIL BY MAIN ENGINES			
CONSUMPTION OF FUEL OIL BY MAIN ENGINES	0	0	0
CONSUMPTION OF FUEL OIL BY AUXILIARY MACHINERY	0	0	0
TOTAL	0	0	0
FUEL OIL PER LAST ACCOUNT	240	126	
FUEL OIL RECEIVED AT			
FUEL OIL USED NOON TO NOON			3
FUEL OIL REMAINING	240	123	

OILS REMAINING ON BOARD						
	100% Oil	50% Oil	25% Oil	Other Fuel	Paraffin	Solar
TOTAL	2100	1000	2130	1464		
EXPENDED						
REMAINING	2100	1000	2130	1464		

Chief Engineer
Noon AUGUST 23, 2023

Notification

 File Not Uploaded

504 (11a)

CONSUMPTION	CENTRIFUGAL SEPARATORS						SEPARATORS	Type	Weather and Remarks
	No.	Capacity	Oil	Water	Sediment	Sludge			
1	2.6	0.5	0.5	0.5	0.5	0.5	2.4	12	12.00 Unmanned 13.00 Manned
2	4.6	0.5	0.5	0.5	0.5	0.5	2.4	12	12.00 Manned 13.00 Unmanned 14.00 Manned 15.00 Unmanned 16.00 Manned
3	4.6	0.5	0.5	0.5	0.5	0.5	2.4	12	12.00 Manned 13.00 Unmanned 14.00 Manned 15.00 Unmanned 16.00 Manned
4	4.6	0.5	0.5	0.5	0.5	0.5	2.4	12	12.00 Manned 13.00 Unmanned 14.00 Manned 15.00 Unmanned 16.00 Manned
5	4.6	0.5	0.5	0.5	0.5	0.5	2.4	12	12.00 Manned 13.00 Unmanned 14.00 Manned 15.00 Unmanned 16.00 Manned

12:00 Unmanned
13:00 Manned


INDICATOR CARDS TAKEN THIS DAY AT			
CYLINDER	MEAN PRESSURE	L.H.P.	
		Per	Hour
1	70.8	2	
2	101.6	2	
3	101.6	1.86	
4	101.6	1.92	
5	84.4	2.00	
6	Exst	2.51	
7	Exp	6.2	
8			
TOTAL			

CONSUMPTION OF FUEL OIL BY MAIN ENGINES		6.0 Tons	6.0 Cms
CONSUMPTION OF FUEL OIL BY AUXILIARY MACHINERY		0.0 Tons	0.0 Cms
TOTAL		0.0 Tons	0.0 Cms
FUEL OIL PER LAST ACCOUNT		240 MT	135 MT
FUEL OIL RECEIVED AT		—	—
FUEL OIL USED NOON TO NOON		0.0 MT	0.0 MT
FUEL OIL REMAINING		240 MT	135 MT

OILS REMAINING ON BOARD					
Lubricating Oil	Cylinder Oil	Air Compressor Oil	Paint	Paraffin	Solar
TOTAL					
EXPENDED					
REMAINING					

Chief Engineer
Noon AUGUST 20, 2023

Notification

 File Not Uploaded

504 (11a)

CONSUMPTION	CENTRIFUGAL SEPARATORS						SEPARATORS	Type	Weather and Remarks
	No.	Capacity	Oil	Water	Sediment	Sludge			
1	2.6	0.5	0.5	0.5	0.5	0.5	2.4	12	12.00 Unmanned 13.00 Manned
2	4.6	0.5	0.5	0.5	0.5	0.5	2.4	12	12.00 Manned 13.00 Unmanned 14.00 Manned 15.00 Unmanned 16.00 Manned
3	4.6	0.5	0.5	0.5	0.5	0.5	2.4	12	12.00 Manned 13.00 Unmanned 14.00 Manned 15.00 Unmanned 16.00 Manned
4	4.6	0.5	0.5	0.5	0.5	0.5	2.4	12	12.00 Manned 13.00 Unmanned 14.00 Manned 15.00 Unmanned 16.00 Manned
5	4.6	0.5	0.5	0.5	0.5	0.5	2.4	12	12.00 Manned 13.00 Unmanned 14.00 Manned 15.00 Unmanned 16.00 Manned

12:00 Unmanned
13:00 Manned
14:00 Unmanned

INDICATOR CARDS TAKEN THIS DAY AT			
CYLINDER	MEAN PRESSURE	L.H.P.	
		Per	Hour
1	70.8	2	
2	101.6	2	
3	101.6	1.86	
4	101.6	1.95	
5	84.4	2.00	
6	Exst	2.54	
7	Exp	6.8	
8			
TOTAL			


CONSUMPTION OF FUEL OIL BY MAIN ENGINES		0.0 Tons	0.0 Cms
CONSUMPTION OF FUEL OIL BY AUXILIARY MACHINERY		0.0 Tons	0.0 Cms
TOTAL		0.0 Tons	0.0 Cms
FUEL OIL PER LAST ACCOUNT		240 MT	130 MT
FUEL OIL RECEIVED AT		—	—
FUEL OIL USED NOON TO NOON		0.0 MT	0.0 MT
FUEL OIL REMAINING		240 MT	129 MT

OILS REMAINING ON BOARD					
Lubricating Oil	Cylinder Oil	Air Compressor Oil	Paint	Paraffin	Solar
TOTAL					
EXPENDED					
REMAINING					

Chief Engineer
Noon AUGUST 21, 2023

MECC = 2100 (hrs)
MECC = 1000 (hrs)
THERMAL OIL = 2130 (hrs)
OTHER OIL = 1454 (hrs)

Notification

 File Not Uploaded